
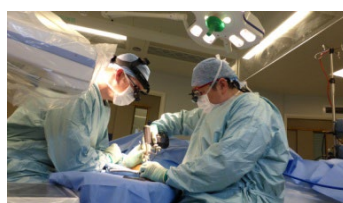


Annual Accounts 2022/23

Matthew Horner
Director of Finance

Annual Members' Meeting and Annual General Meeting 2023



At a glance

- ✓ Met our financial target
- ✓ Unmodified audit opinion
- ✓ Spent £25.6m on capital on buildings, equipment and digital programmes.
- ✓ Extensive range of Charitable donations (Da Vinci Robot)

INCOME & EXPENDITURE

2019/20 – 2022/23



Bradford Teaching Hospitals
NHS Foundation Trust

	19/20	20/21	21/22	22/23
	£m	£m	£m	£m
Operating Income	450.3	494.0	533.7	573.6
Operating Expenditure	-444.8	-494.0	-532.3	-573.4
Surplus/-deficit	5.5	0.0	1.4	0.2

INCOME 2019/20 – 2022/23

	19/20	20/21	21/22	22/23
	£m	£m	£m	£m
Patient Care Income	395.6	419.7	443.9	484.6
Research & Development Income	13.0	9.3	18.0	25.5
Other Operating Income	41.8	38.1	42.2	48.3
Sub Total	450.4	467.1	504.1	558.4
Exceptional Pandemic income		26.9	29.7	15.1
Total Income	450.4	494.0	533.8	573.6

EXPENDITURE

2019/20 – 2022/23



Bradford Teaching Hospitals
NHS Foundation Trust

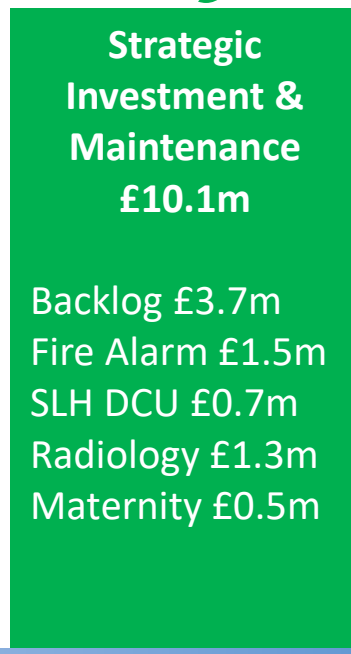
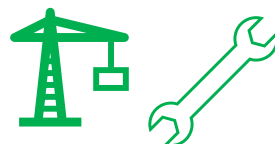
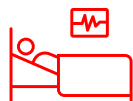
	19/20 £m	20/21 £m	21/22 £m	22/23 £m
General Pay & Non-Pay Expenditure	431.0	455.3	490.8	544.3
Research & Development Expenditure	13.8	15.1	19.2	21.2
Exceptional Pandemic Expenditure		23.6	22.3	8.0
Total Expenditure	444.8	494.0	532.3	573.4

	19/20 £m	20/21 £m	21/22 £m	22/23 £m	% of Total 22/23
Pay Expenditure	285.5	318.5	332.3	367.4	64%
Non-Pay Expenditure	159.3	175.5	200.0	206.0	36%
Total Expenditure	444.8	494.0	532.3	573.4	100%

CAPITAL INVESTMENT 2022/23

Bradford Teaching Hospitals
NHS Foundation Trust

	20/21 £m	21/22 £m	22/23 £m	23/24 £m	Total £m
Pay Expenditure	30.3	35.8	25.6	59.3	151.0
Annual Average pre 2020 = £10m - £15m					



INDEPENDENT AUDIT OPINION

Summary of the audit opinion to the Council of Governors:

External Audit opinion on the financial statements:

- *give a true and fair view on the state of the Foundation Trust's affairs and of the income and expenditure for the year*
- *have been properly prepared in accordance with the accounting policies; and*
- *have been prepared in accordance with the requirements of the National Health Service Act 2006.*

In addition, External Audit did not identify any significant issues that need to be brought to your attention in respect of:

- *the Annual Governance Statement*
- *the Annual Report and Directors Report*
- *the arrangements in place for securing the economy, efficiency and effectiveness in the use of resources*

BRADFORD HOSPITALS CHARITY

2022/23



Bradford Teaching Hospitals
NHS Foundation Trust

The value of the fund 31st March 2023 was £2.1m.

Total incoming resources were £1.0m.

Total expenditure was £1.0m.

Thank you for your generous donations.

BRADFORD HOSPITALS CHARITY EXPENDITURE ANALYSIS 2022/23



Bradford Teaching Hospitals
NHS Foundation Trust

Total Expenditure	£000
Medical Equipment	502
Staff Education & Welfare	66
Patient Welfare	160
Raising Funds	178
Support costs	97
Other activities	43
Total	1,046
Total Income	£000
Donations and legacies	754
Grants	81
Fundraising	104
Staff Lottery	40
Investment income	52
Other activities	26
Total	1,057

Thank you

